


## SCREW CONVEYOR TYPE VTP




### SPECIFICITIES

- Transports the Bar Screen waste to a given distance from the bar screen.
- Custom built (slope, length, intake hopper dimensions, etc.).
- Can be used with our entire range of Bar Screens.
- Straightforward design, low operating costs and easy maintenance.



### TECHNICAL CHARACTERISTICS

	VTP 150	VTP 200	VTP 250
Max. Flow (gpm)	2.2	4.4	8.8
Max. Slope (°)	20	25	20
Max. Length (mm)	7.00 ft	20.00 ft	26.00 ft
Material	304L or 316L		
Electrical Protection	Current Controller		



# SCREW CONVEYOR VTP

## 1 • INTAKE HOPPER

Custom built

## 2 • FILTRATE OUTPUT

DN65

## 3 • OUTPUT HOPPER

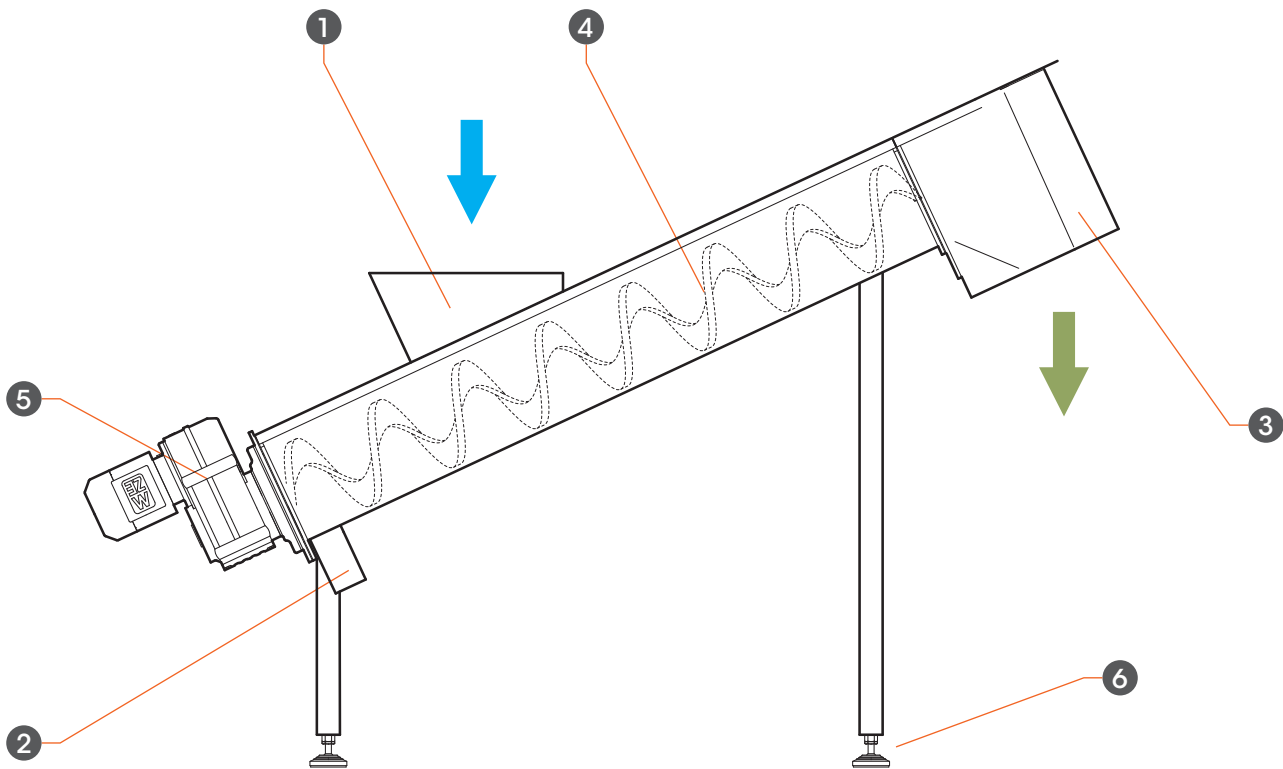
## 4 • CONVEYING AREA

	VTP150	VTP200	VTP250
Ø trough :	7.00"	9.00"	11.00"
Ø screw thread :	6.00"	8.00"	10.00"
Flat section :	2 x 2/5"	2-3/4" x 1/2"	3" x 4/5"
Wear strip : HD500 1/4" thick			

## 5 • GEARED MOTOR (SEW)

	VTP150	VTP200	VTP250
Power (kW) :	0,12	0,25 to 1,10	0,55 to 1,50

## 6 • ADJUSTABLE LEGS



## OPERATING PRINCIPLE

Waste is dumped in the conveying area through the intake hopper, adapted to the equipment which supplies it. The rotation of the Archimedes shaftless screw directs the waste to the output hopper. The drained water in the conveying area is recovered by a tube welded under the screw on the motor side. The filtrates can also be sent to the channel or station.

## OPTIONS

Extension of output hopper, waste cleaning ramp with manual valve and electro-valve, etc.

1-360-687-4518

comarco@comarcoindustrial.com  
www.comarcoindustrial.com

SOLD & SERVICED IN THE U.S. BY:  
**COMARCO**  
INDUSTRIAL